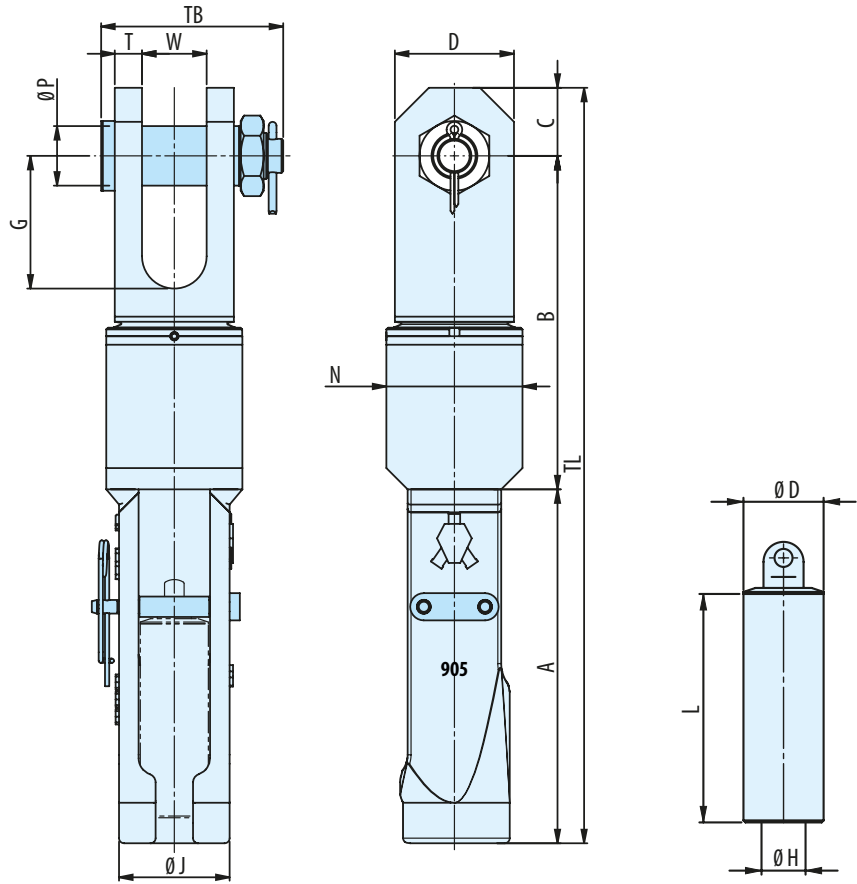
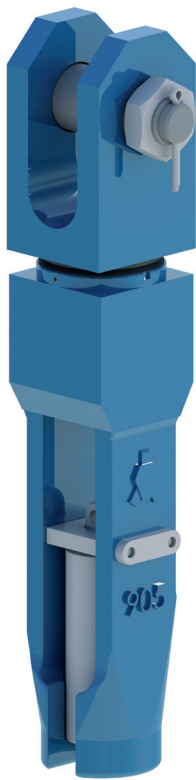


Super reeve Connector Swivel Socket with bolt NEW!

Quenched and tempered cast steel



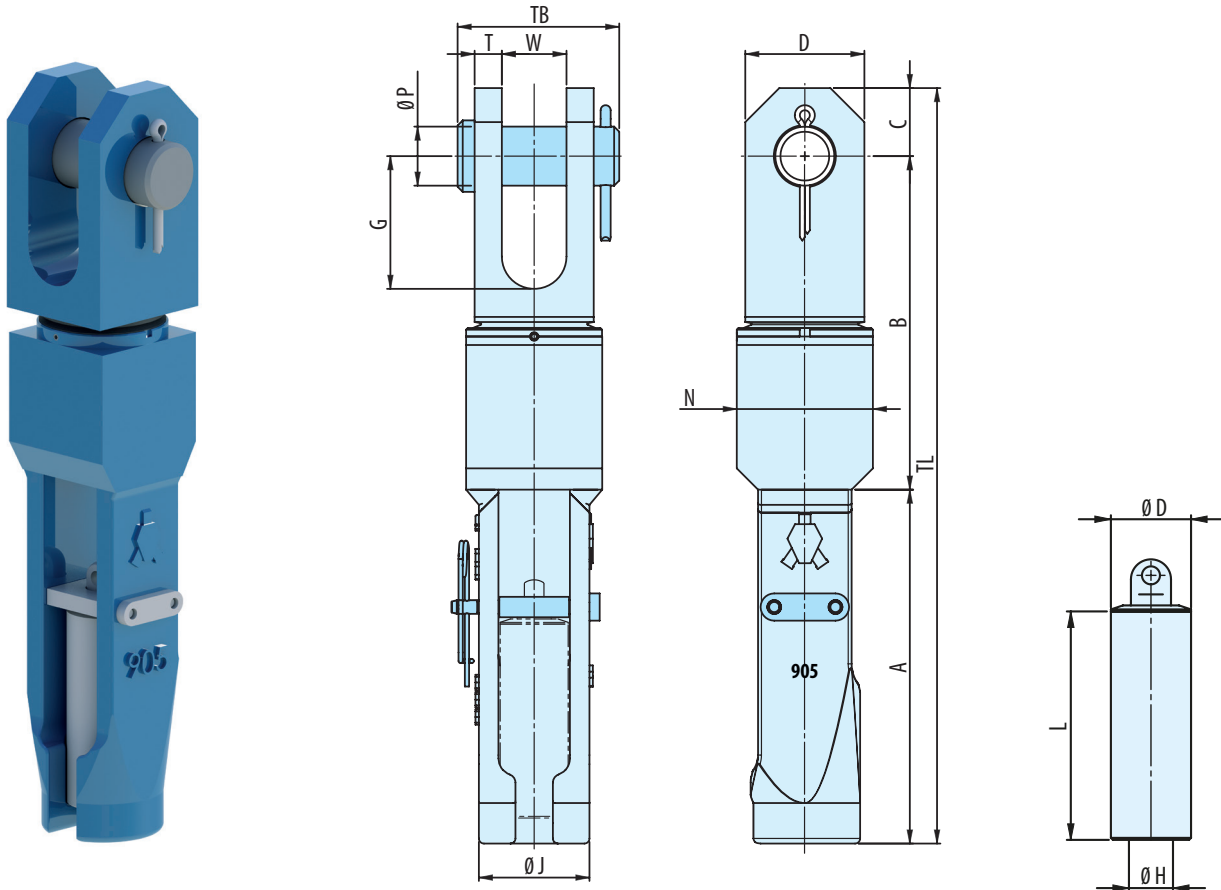
Model no.	MBL (UStons)	for wire Ø		Dimensions (inch)															Weight (lbs)
		mm	inch	A	B	C	ØH	ØP	T	W	G	D	ØD	ØJ	N	L	TB	TL	
SCS-SW 902 B	28	13-16	1/2 - 5/8	7 3/8	9	1 1/4	3/4	1 3/16	9/16	1 1/4	2 1/2	2 1/4	1 1/4	2 1/4	2 1/4	3 7/8	3 3/4	17 5/8	13
SCS-SW 903 B	44	16-19	5/8 - 3/4	8 3/16	10 3/16	1 9/16	7/8	1 3/8	5/8	1 1/2	3	2 3/4	1 9/16	2 1/2	2 1/2	4 1/2	4	20 1/2	22
SCS-SW 904 B	61	20-22	7/8	9 11/16	11 3/4	2	1	1 5/8	3/4	1 3/4	3 3/8	3 1/4	1 3/4	3	3	5 1/8	4 7/8	23 1/2	36
SCS-SW 905 B	83	23-26	1	10 1/2	12 9/16	2 3/8	1 3/16	1 15/16	7/8	2	3 3/8	3 15/16	2 1/16	3 7/16	3 7/16	5 9/16	5 7/16	25 3/8	49
SCS-SW 906 B	99	27-29	1 1/8	11 1/2	14 3/16	2 3/4	1 5/16	2 1/4	1	2 1/4	3 1/2	4 1/2	2 1/4	3 3/4	3 3/4	6 1/4	5 1/2	28 3/8	67
SCS-SW 907 B	138	30-32	1 1/4	13 1/4	16 1/2	3 1/2	1 7/16	2 1/2	1 1/8	2 1/2	4 5/16	5	2 1/2	4 5/16	4 5/16	6 15/16	6 1/8	33 1/4	107
SCS-SW 908 B	138	33-36	1 3/8	14 1/16	16 1/2	3 1/2	1 9/16	2 1/2	1 1/8	2 11/16	4 5/16	4 5/16	2 1/2	4 1/2	4 1/2	7 3/4	6 1/4	34	-

MBL = Minimum Breaking Load

The standard finish of our sockets is blue. Hot dipped galvanized is also available. All sockets are provided with an EN 10204-2.1 declaration of conformity, EN 10204-3.1 material certificate and can be provided with a 2006/42/EC declaration where applicable. Dimensional tolerances depend on the manufacturing techniques applied and are different between machined components (pins) and cast components (socket bodies and wedges). Also surface finish e.g. hot dip galvanizing or even paint may add to the overall thickness and fork distance. Please contact Ropeblock for further guidance and a detailed dimensional tolerance sheet.

Super reeve Connector Swivel Socket with pin NEW!

Quenched and tempered cast steel



Model no.	MBL (UStons)	for wire Ø		Dimensions (inch)															Weight (lbs)
		mm	inch	A	B	C	ØH	ØP	T	W	G	D	ØD	ØJ	N	L	TB	TL	
SCS-SW 902 P	28	13-16	1/2 - 5/8	7 3/8	9	1 1/4	3/4	1 3/16	9/16	1 1/4	2 1/2	2 1/4	1 1/4	2 1/4	2 1/4	3 7/8	3 3/8	17 5/8	13
SCS-SW 903 P	44	16-19	5/8 - 3/4	8 3/16	10 13/16	1 9/16	7/8	1 3/8	5/8	1 1/2	3	2 3/4	1 9/16	2 1/2	2 1/2	4 1/2	3 1/2	20 1/2	22
SCS-SW 904 P	61	20-22	7/8	9 11/16	11 3/4	2	1	1 5/8	3/4	1 3/4	3 3/8	3 1/4	1 3/4	3	3	5 1/8	4 3/8	23 1/2	36
SCS-SW 905 P	83	23-26	1	10 1/2	12 9/16	2 3/8	1 3/16	1 15/16	7/8	2	3 3/8	3 15/16	2 1/16	3 7/16	3 7/16	5 9/16	5 1/16	25 3/8	49
SCS-SW 906 P	99	27-29	1 1/8	11 1/2	14 3/16	2 3/4	1 5/16	2 1/4	1	2 1/4	3 1/2	4 1/2	2 1/4	3 3/4	3 3/4	6 1/4	5 1/2	28 3/8	67
SCS-SW 907 P	138	30-32	1 1/4	13 1/4	16 1/2	3 1/2	1 7/16	2 1/2	1 1/8	2 1/2	4 5/16	5	2 1/2	4 5/16	4 5/16	6 5/16	6 1/8	33 1/4	107
SCS-SW 908 P	138	33-36	1 3/8	14 1/16	16 1/2	3 1/2	1 9/16	2 1/2	1 1/8	2 11/16	4 5/16	4 5/16	2 1/2	4 1/2	4 1/2	7 3/4	6 1/4	34	-

MBL = Minimum Breaking Load

The standard finish of our sockets is blue. Hot dipped galvanized is also available. All sockets are provided with an EN 10204-2.1 declaration of conformity, EN 10204-3.1 material certificate and can be provided with a 2006/42/EC declaration where applicable. Dimensional tolerances depend on the manufacturing techniques applied and are different between machined components (pins) and cast components (socket bodies and wedges). Also surface finish e.g. hot dip galvanizing or even paint may add to the overall thickness and fork distance. Please contact Ropeblock for further guidance and a detailed dimensional tolerance sheet.