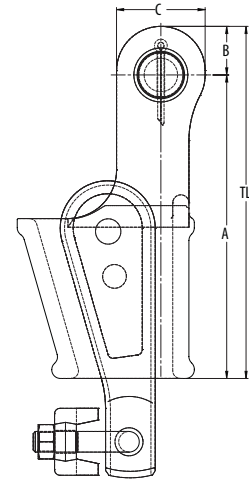
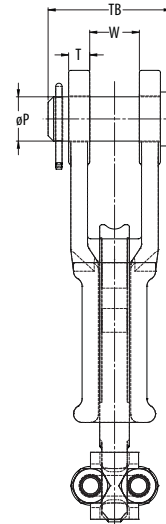
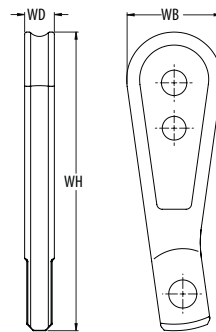


TAILGRIP OPEN WEDGE UTILITY SOCKET WITH PIN

QUENCHED AND
TEMPERED CAST STEEL



Model No.	MBL (UStons)	for wire ø		Dimensions (inch)											Weight (lbs)
		(mm)	(inch)	A	B	C	øP	T	TL	TB	W	WH	WB	WD	
OWS-U 4.10 P	13	10	3/8	5.75	1.06	1.94	1.00	0.50	6.81	2.93	1.00	5.99	1.91	0.44	5
OWS-U 4.11 P	13	11	7/16	5.75	1.06	1.94	1.00	0.50	6.81	5.93	1.00	6.59	1.76	0.53	5
OWS-U 4.13 P	13	13	1/2	5.75	1.06	1.94	1.00	0.50	6.81	2.93	1.00	6.65	1.76	0.53	5
OWS-U 5.13 P	22	13	1/2	7.69	1.50	3.00	1.25	0.63	9.19	3.65	1.41	7.85	1.92	0.75	9
OWS-U 5.14 P	22	14	9/16	7.69	1.50	3.00	1.25	0.63	9.19	3.65	1.41	7.57	2.00	0.69	9
OWS-U 5.16 P	22	16	5/8	7.69	1.50	3.00	1.25	0.63	9.19	3.65	1.41	7.63	2.00	0.69	9
OWS-U 6.16 P *	38	16	5/8	8.46	1.50	3.00	1.25	0.57	9.96	3.74	1.50	7.68	2.36	0.83	13
OWS-U 6.19 P *	38	19	3/4	8.46	1.50	3.00	1.25	0.57	9.96	3.74	1.50	7.68	2.36	0.83	13
OWS-U 7-22 P	38	22	7/8	9.63	1.63	3.26	1.25	0.66	11.26	3.25	1.31	10.59	2.12	1.06	17
OWS-U 7-26 P	66	26	1	9.63	1.63	3.26	1.25	0.66	11.26	3.25	1.31	10.59	1.88	1.06	17
OWS-U 8A.16 P	38	16	5/8	8.98	1.54	2.87	1.63	0.77	10.51	4.53	1.81	8.84	2.95	0.83	19
OWS-U 8A.19 P	38	19	3/4	8.98	1.54	2.87	1.63	0.77	10.51	4.53	1.81	8.84	2.95	0.83	18
OWS-U 8.22 P *	66	22	7/8	11.06	1.77	3.23	1.63	0.77	12.83	4.49	1.81	10.89	3.46	1.08	28
OWS-U 8.26 P *	66	26	1	11.06	1.77	3.23	1.63	0.77	12.83	4.49	1.81	10.79	3.27	1.08	28
OWS-U 10.28 P *	99	28	1 1/8	13.74	2.20	4.33	1.63	0.89	15.94	4.72	1.81	13.82	4.41	1.30	53
OWS-U 10.32 P *	99	32	1 1/4	13.74	2.20	4.33	1.63	0.89	15.94	4.72	1.81	13.74	4.25	1.30	53
OWS-U 11.28 P	99	28	1 1/8	14.00	2.34	4.50	2.50	1.06	16.34	6.53	2.62	14.26	4.76	1.09	61
OWS-U 11.32 P	99	32	1 1/4	14.00	2.34	4.50	2.50	1.06	16.34	6.53	2.62	15.20	4.62	1.19	65

*** AVAILABLE FROM STOCK**

MBL = Minimum Breaking Load

- The standard finish of our sockets is ISO 12944 C3M RAL 1023.
- All sockets are provided with an EN 10204-2.1 declaration of conformity, EN 10204-3.1 material certificate.
- Dimensional tolerances are ±5% for the jaw opening (W) and pin diameter (øP).
For other dimensional tolerances please contact Ropeblock.
- Surface finish e.g. hot dip galvanizing or paint may add to the overall thickness and fork distance.
- Only use Ropeblock Utility wedges in combination with Ropeblock Utility wedge sockets.
- The wedges are colored for easy rope size identification.
 - : Smallest wire rope size
 - : Intermediate wire rope size
 - : Largest wire rope size

